



Attachment No. 1

Photo Documentation

| | |
|---|---|
| Details of: | Overall view of Model DS908A with 6V, 9V, 12V and 24V coil |
| View: |  |
| <input checked="" type="checkbox"/> General | |
| <input type="checkbox"/> Front | |
| <input type="checkbox"/> Rear | |
| <input type="checkbox"/> Right | |
| <input type="checkbox"/> Left | |
| <input type="checkbox"/> Bottom | |


| | |
|---|--|
| Details of: | Overall view of Model DS908A with 24V coil |
| View: |  |
| <input checked="" type="checkbox"/> General | |
| <input type="checkbox"/> Front | |
| <input type="checkbox"/> Rear | |
| <input type="checkbox"/> Right | |
| <input type="checkbox"/> Left | |
| <input type="checkbox"/> Top | |
| <input type="checkbox"/> Bottom | |


Attachment No. 1

| | |
|---|--|
| Details of: | Overall view of Model DS908A with 24V coil |
| View: |  |
| <input checked="" type="checkbox"/> General | |
| <input type="checkbox"/> Front | |
| <input type="checkbox"/> Rear | |
| <input type="checkbox"/> Right | |
| <input type="checkbox"/> Left | |
| <input type="checkbox"/> Top | |
| <input type="checkbox"/> Bottom | |

| | |
|---|--|
| Details of: | Overall view of Model DS908A with 24V coil |
| View: |  |
| <input checked="" type="checkbox"/> General | |
| <input type="checkbox"/> Front | |
| <input type="checkbox"/> Rear | |
| <input type="checkbox"/> Right | |
| <input type="checkbox"/> Left | |
| <input type="checkbox"/> Top | |
| <input type="checkbox"/> Bottom | |


Attachment No. 1

| | |
|---|---|
| Details of: | Internal view of Model DS908A with 24V coil |
| View: <input checked="" type="checkbox"/> General <input type="checkbox"/> Front <input type="checkbox"/> Rear <input type="checkbox"/> Right <input type="checkbox"/> Left <input type="checkbox"/> Top <input type="checkbox"/> Bottom |  |

| | |
|---|--|
| Details of: | Internal view of Model DS908A with 24V coil |
| View: <input checked="" type="checkbox"/> General <input type="checkbox"/> Front <input type="checkbox"/> Rear <input type="checkbox"/> Right <input type="checkbox"/> Left <input type="checkbox"/> Top <input type="checkbox"/> Bottom |  |

Attachment No. 1

| | |
|---|--|
| Details of: | Contacts, terminals, magnetic steel and coil for Model DS908A |
| View: |  |
| <input checked="" type="checkbox"/> General | |
| <input type="checkbox"/> Front | |
| <input type="checkbox"/> Rear | |
| <input type="checkbox"/> Right | |
| <input type="checkbox"/> Left | |
| <input type="checkbox"/> Top | |
| <input type="checkbox"/> Bottom | |



| | |
|---|--|
| Details of: | Overall view of Model DS908B with 6V, 9V, 12V and 24V coil |
| View: |  |
| <input checked="" type="checkbox"/> General | |
| <input type="checkbox"/> Front | |
| <input type="checkbox"/> Rear | |
| <input type="checkbox"/> Right | |
| <input type="checkbox"/> Left | |
| <input type="checkbox"/> Top | |
| <input type="checkbox"/> Bottom | |

Attachment No. 1

| | |
|---|---|
| Details of: | Overall view of Model DS908B with 24V coil |
| View: |  |
| <input checked="" type="checkbox"/> General | |
| <input type="checkbox"/> Front | |
| <input type="checkbox"/> Rear | |
| <input type="checkbox"/> Right | |
| <input type="checkbox"/> Left | |
| <input type="checkbox"/> Top | |
| <input type="checkbox"/> Bottom | |


| | |
|---|--|
| Details of: | Overall view of Model DS908B with 24V coil |
| View: |  |
| <input checked="" type="checkbox"/> General | |
| <input type="checkbox"/> Front | |
| <input type="checkbox"/> Rear | |
| <input type="checkbox"/> Right | |
| <input type="checkbox"/> Left | |
| <input type="checkbox"/> Top | |
| <input type="checkbox"/> Bottom | |

Attachment No. 1





Attachment No. 1

| | |
|---|---|
| Details of: | Contacts, terminals, magnetic steel and coil for Model DS908B |
| View: |  |
| <input checked="" type="checkbox"/> General | |
| <input type="checkbox"/> Front | |
| <input type="checkbox"/> Rear | |
| <input type="checkbox"/> Right | |
| <input type="checkbox"/> Left | |
| <input type="checkbox"/> Top | |
| <input type="checkbox"/> Bottom | |



| | |
|---|--|
| Details of: | Overall view of Model DS908C with 6V, 9V, 12V and 24V coil |
| View: |  |
| <input checked="" type="checkbox"/> General | |
| <input type="checkbox"/> Front | |
| <input type="checkbox"/> Rear | |
| <input type="checkbox"/> Right | |
| <input type="checkbox"/> Left | |
| <input type="checkbox"/> Top | |
| <input type="checkbox"/> Bottom | |

Attachment No. 1



| | |
|---|---|
| Details of: | Overall view of Model DS908C with 24V coil |
| View: |  |
| <input checked="" type="checkbox"/> General | |
| <input type="checkbox"/> Front | |
| <input type="checkbox"/> Rear | |
| <input type="checkbox"/> Right | |
| <input type="checkbox"/> Left | |
| <input type="checkbox"/> Top | |
| <input type="checkbox"/> Bottom | |

| | |
|---|--|
| Details of: | Overall view of Model DS908C with 24V coil |
| View: |  |
| <input checked="" type="checkbox"/> General | |
| <input type="checkbox"/> Front | |
| <input type="checkbox"/> Rear | |
| <input type="checkbox"/> Right | |
| <input type="checkbox"/> Left | |
| <input type="checkbox"/> Top | |
| <input type="checkbox"/> Bottom | |


Attachment No. 1




Attachment No. 1





Attachment No. 1

| | |
|---|---|
| Details of: | Overall view of Model DS908D with 24V coil |
| View: <input checked="" type="checkbox"/> General <input type="checkbox"/> Front <input type="checkbox"/> Rear <input type="checkbox"/> Right <input type="checkbox"/> Left <input type="checkbox"/> Top <input type="checkbox"/> Bottom |  <p>A photograph showing the overall view of a black rectangular component, Model DS908D, with a 24V coil. The component is placed on a blue surface next to a metal ruler. Four white insulated wires with copper terminals are connected to the top of the component. Two green and yellow wires are connected to the bottom. The ruler shows the component is approximately 10 cm wide and 4 cm high.</p> |

| | |
|---|--|
| Details of: | Overall view of Model DS908D with 24V coil |
| View: <input checked="" type="checkbox"/> General <input type="checkbox"/> Front <input type="checkbox"/> Rear <input type="checkbox"/> Right <input type="checkbox"/> Left <input type="checkbox"/> Top <input type="checkbox"/> Bottom |  <p>A photograph showing the overall view of the same black rectangular component, Model DS908D, with a 24V coil. The component is placed on a blue surface next to a metal ruler. Four white insulated wires with copper terminals are connected to the right side of the component. Two green and yellow wires are connected to the left. The ruler shows the component is approximately 10 cm wide and 4 cm high.</p> |


Attachment No. 1

| | |
|---|---|
| Details of: | Internal view of Model DS908D with 24V coil |
| View: <input checked="" type="checkbox"/> General <input type="checkbox"/> Front <input type="checkbox"/> Rear <input type="checkbox"/> Right <input type="checkbox"/> Left <input type="checkbox"/> Top <input type="checkbox"/> Bottom |  <p>The image shows the internal view of a Model DS908D with a 24V coil. The device is disassembled, revealing the internal components including the coil and copper wiring. Two white ceramic insulators are visible, each with a metal terminal at the bottom. A ruler is placed vertically on the left and horizontally at the bottom for scale, showing measurements in centimeters.</p> |


| | |
|---|--|
| Details of: | Internal view of Model DS908D with 24V coil |
| View: <input checked="" type="checkbox"/> General <input type="checkbox"/> Front <input type="checkbox"/> Rear <input type="checkbox"/> Right <input type="checkbox"/> Left <input type="checkbox"/> Top <input type="checkbox"/> Bottom |  <p>This image is identical to the one above, showing the internal view of the Model DS908D with a 24V coil. It displays the internal components, including the coil and copper wiring, with two white ceramic insulators and metal terminals. A ruler is used for scale, showing measurements in centimeters.</p> |


Attachment No. 1

| | |
|---|--|
| Details of: | Contacts, terminals, magnetic steel and coil for Model DS908D |
| View: |  |
| <input checked="" type="checkbox"/> General | |
| <input type="checkbox"/> Front | |
| <input type="checkbox"/> Rear | |
| <input type="checkbox"/> Right | |
| <input type="checkbox"/> Left | |
| <input type="checkbox"/> Bottom | |



| | |
|---|--|
| Details of: | Overall view of Model DS908E with 6V, 9V, 12V and 24V coil |
| View: |  |
| <input checked="" type="checkbox"/> General | |
| <input type="checkbox"/> Front | |
| <input type="checkbox"/> Rear | |
| <input type="checkbox"/> Right | |
| <input type="checkbox"/> Left | |
| <input type="checkbox"/> Bottom | |

Attachment No. 1


| | |
|---|--|
| Details of: | Overall view of Model DS908E with 24V coil |
| View: |  <p>A photograph showing the overall view of a Model DS908E with a 24V coil. The device is a black rectangular component with four white cylindrical coils attached to its bottom. A metal ruler is placed vertically on the left and horizontally at the bottom for scale. The background is a blue surface.</p> |
| <input checked="" type="checkbox"/> General | |
| <input type="checkbox"/> Front | |
| <input type="checkbox"/> Rear | |
| <input type="checkbox"/> Right | |
| <input type="checkbox"/> Left | |
| <input type="checkbox"/> Top | |
| <input type="checkbox"/> Bottom | |


| | |
|---|---|
| Details of: | Overall view of Model DS908E with 24V coil |
| View: |  <p>A photograph showing the overall view of a Model DS908E with a 24V coil from a different angle. The device is a black rectangular component with four white cylindrical coils attached to its top. A metal ruler is placed vertically on the left and horizontally at the bottom for scale. The background is a blue surface.</p> |
| <input checked="" type="checkbox"/> General | |
| <input type="checkbox"/> Front | |
| <input type="checkbox"/> Rear | |
| <input type="checkbox"/> Right | |
| <input type="checkbox"/> Left | |
| <input type="checkbox"/> Top | |
| <input type="checkbox"/> Bottom | |

Attachment No. 1




Attachment No. 1

| | |
|---|--|
| Details of: | Contacts, terminals, magnetic steel and coil for Model DS908E |
| View: |  |
| <input checked="" type="checkbox"/> General | |
| <input type="checkbox"/> Front | |
| <input type="checkbox"/> Rear | |
| <input type="checkbox"/> Right | |
| <input type="checkbox"/> Left | |
| <input type="checkbox"/> Bottom | |

| | |
|---|--|
| Details of: | Internal view of Model DS908D and DS908E |
| View: |  |
| <input checked="" type="checkbox"/> General | |
| <input type="checkbox"/> Front | |
| <input type="checkbox"/> Rear | |
| <input type="checkbox"/> Right | |
| <input type="checkbox"/> Left | |
| <input type="checkbox"/> Bottom | |

Attachment No. 1

| | |
|---|--|
| Details of: | Internal view of Model DS908D and DS908E |
| View: |  |
| <input checked="" type="checkbox"/> General | |
| <input type="checkbox"/> Front | |
| <input type="checkbox"/> Rear | |
| <input type="checkbox"/> Right | |
| <input type="checkbox"/> Left | |
| <input type="checkbox"/> Top | |
| <input type="checkbox"/> Bottom | |