

UC3-1 英文



# 检测报告

## Test Report

报告编号 DS906 DY13-G006

REPORT NO.

产品名称 Magnetic Latching Relay

NAME OF SAMPLE

委托单位 Guangxi Ramway Technology Development Co., Ltd.

CUSTOMER

检测类别 Entrusted Test

TEST CATEGORY



浙江省低压电器产品质量检验中心

Inspection Center of Products' Quality of Low Voltage Electric Apparatus in Zhejiang Province

## 浙江省低压电器产品质量检验中心

Inspection Center of Products' Quality of Low Voltage Electric  
Apparatus in Zhejiang Province

# 检测报告

## TEST REPORT

样品名称 Name of Sample	Magnetic Latching Relay	检测类别 Test Category	Entrusted test
型号规格 Model 等级 Grade	DS906A /	商 标 Trademark	/
额定电流 Rated current	120A	额定电压 Rated voltage	AC250V
技术参数 Technical parameter	Us:12VDC Single phase UC3 6kA/10ms; 3kA/10ms	频 率 Frequency	50Hz
生产日期 Date of Manufacture	/	批号或编号 Serial No.	/
委托单位(客户) 名 称 Customer 地 址 Address	Guangxi Ramway Technology Development Co., Ltd.  No.9 Xingyu Road, Wuzhou Industrial Park, Guangxi (543000)	受检单位 Inspected Entity	/
		生产单位 Manufacturer	Guangxi Ramway Technology Development Co., Ltd.
抽样者 Sampling Organization	/	抽样基数 Number of Samples	/
抽样地点 Sample Location	/	抽样数量 Number of Sample(s) for Inspection	/
抽样日期 Sampling Date	/	到样数量 Receiving Number of Sample(s)	2 pcs
送样者 Sample(s) Deliverer	Guangxi Ramway Technology Development Co., Ltd.	到样日期 Receiving Date of Sample(s)	June 28, 2013
检测依据 Test Requirements	IEC60947-5-1、IEC62055-31 and the entrusted requirement		
样品描述、状态 Description and Condition of Sample(s)	Be fit for test		
检测日期 Test Date	From July 1, 2013 to July 5, 2013	检测地点 Test location	This laboratory
检测结论 Test Summary	<p>The entrusted samples have been tested according to IEC60947-5-1、IEC62055-31 UC3 and the entrusted requirement. The test results of every test item comply with the requirements.</p> <p style="text-align: right;">Test Seal Date of Approval: July 8, 2013</p>		
备 注 Remarks			

批 准:  
Approved by

审 核:  
Verified by

编 制:  
Compiled by





王同忠

李俊超

# 检测报告

## TEST REPORT

样品外观及标识照片  
(Photo and Nameplate of the Inspected Sample(s))



检测报告的其它说明  
(Other Explanation of the Test Report)

**Test case verdicts:**

Test case does not apply to the test object: N/A

Test item does meet the requirement : P(pass)

Test item does not meet the requirement : F(fail)





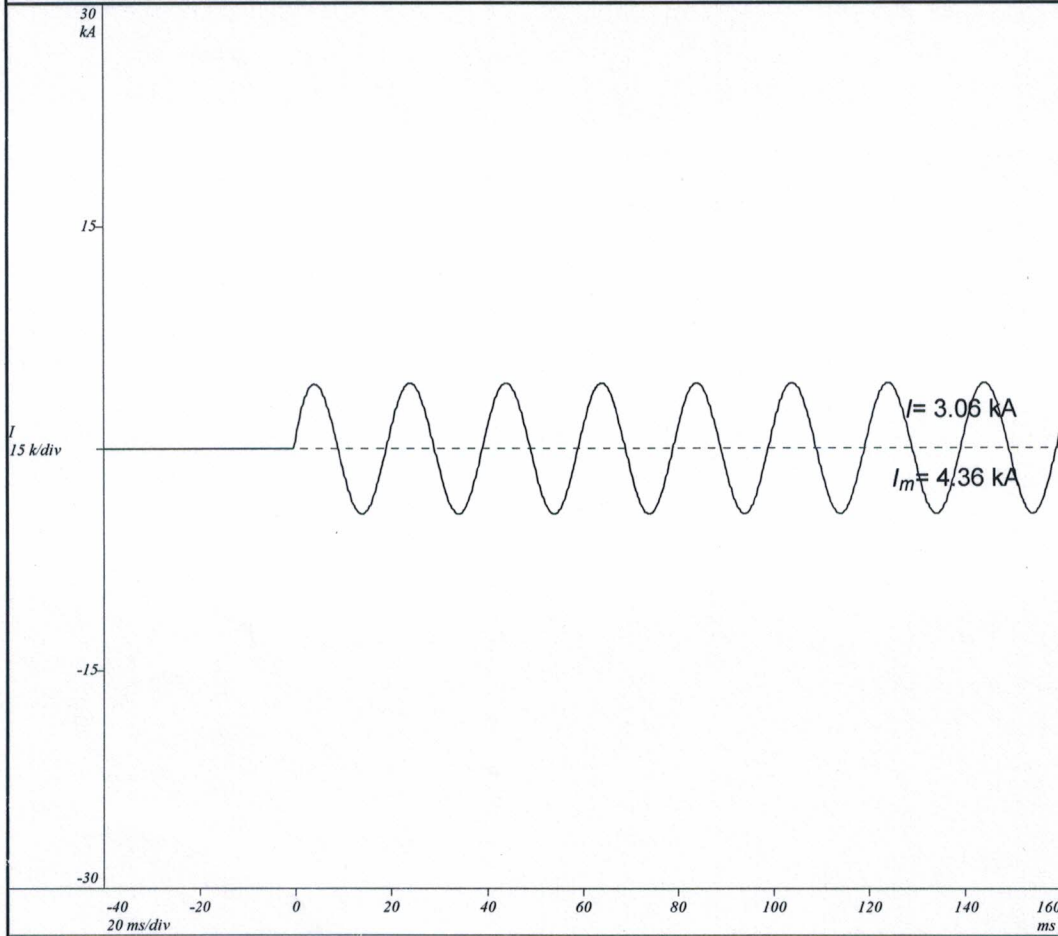
## 检测报告

## TEST REPORT

Clause	Test items and test requirements	Result of measurement or observation	Conclusion
IEC60947-5-1 8.3.4  IEC62055-31 C.6	<p>Performance under conditional short-circuit current and the entrusted requirement (3kA/10ms) (Test 2)</p> <p>Test voltage (r.m.s.): <math>250 \pm 5\%</math> (V)  Test current (r.m.s.): <math>3.00^{+5\%}</math> (kA)  <math>\cos\phi</math>: <math>0.90_{-0.05}</math>  Control voltage: 12VDC  Conductor: <math>50 \times 1</math> (<math>\text{mm}^2 \times \text{m}</math>)  Make time: one half cycle  Test sequence: O-t-O-t-O <math>t \geq 1\text{min}</math>  Electrical angle: <math>0^\circ</math>  Screw: M5  Tightening torque: <math>2.0\text{N} \cdot \text{m}</math>  <math>I_p</math> max (kA)  <math>I^2t</math> max (<math>\text{kA}^2\text{s}</math>)  Duration max (ms)  Acceptance criteria:  1) There shall be no signs of sticking or welding of contacts;  2) There shall be no signs of burning or smoking of the enclosure and the conductors;  3) The surroundings of the payment meter shall not be endangered;</p> <p>Cooling the sample for more than 5 min after the test, the sample shall operate normally when applying the control voltage.</p> <p>Serial No. of the oscillogram of the prospective current:  Serial No. of the oscillograms:</p> <p style="text-align: center;">TEST REPORT END</p>	<p style="text-align: center;">1#A</p> <p style="text-align: center;">252 3.06 0.87 12 <math>50 \times 1</math> 1 M5 2.0 4.12 87.9 10.8 No No No Yes  Y1307006001 S1307006101 ~ S1307006103</p>	<p style="text-align: center;">P</p>

# 预期电流示波图

DY13-G006

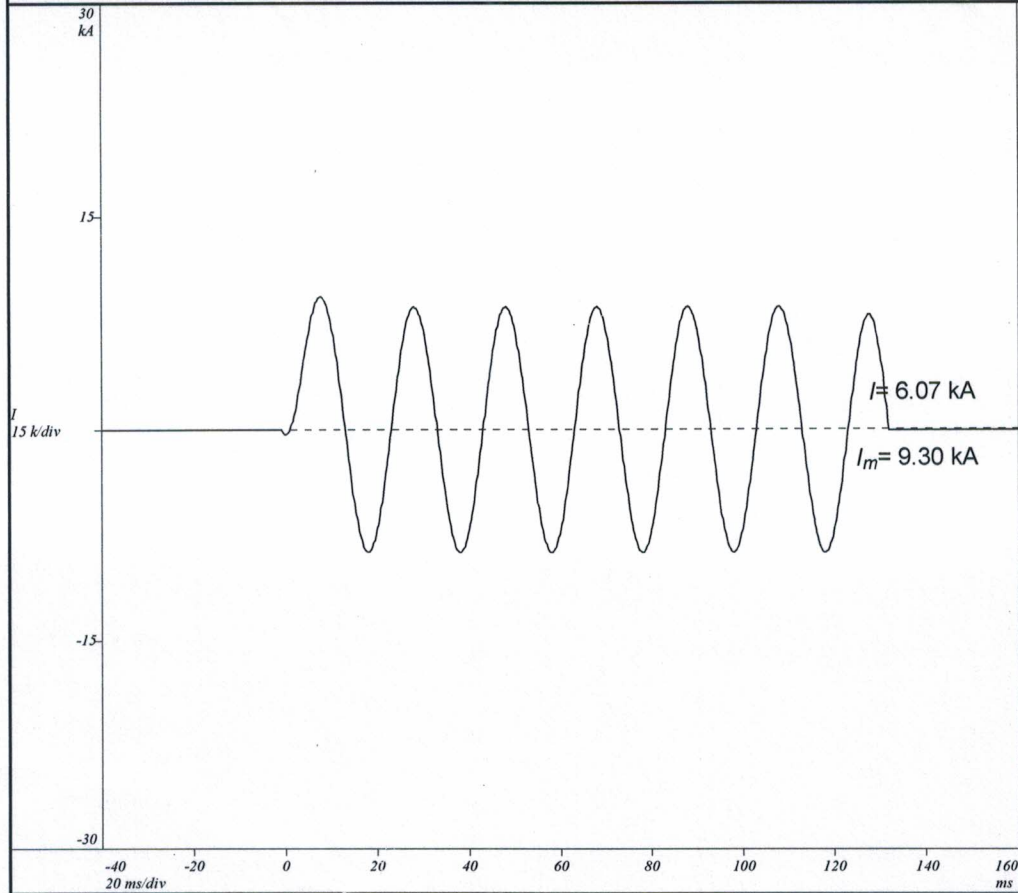


预期电流  
 $U = 252V$   
 $I = 3.06 kA$   
 $I_m = 4.36 kA$   
 $\cos = 0.87$

Y1307006001

### 预期电流示波图

DY13-G006

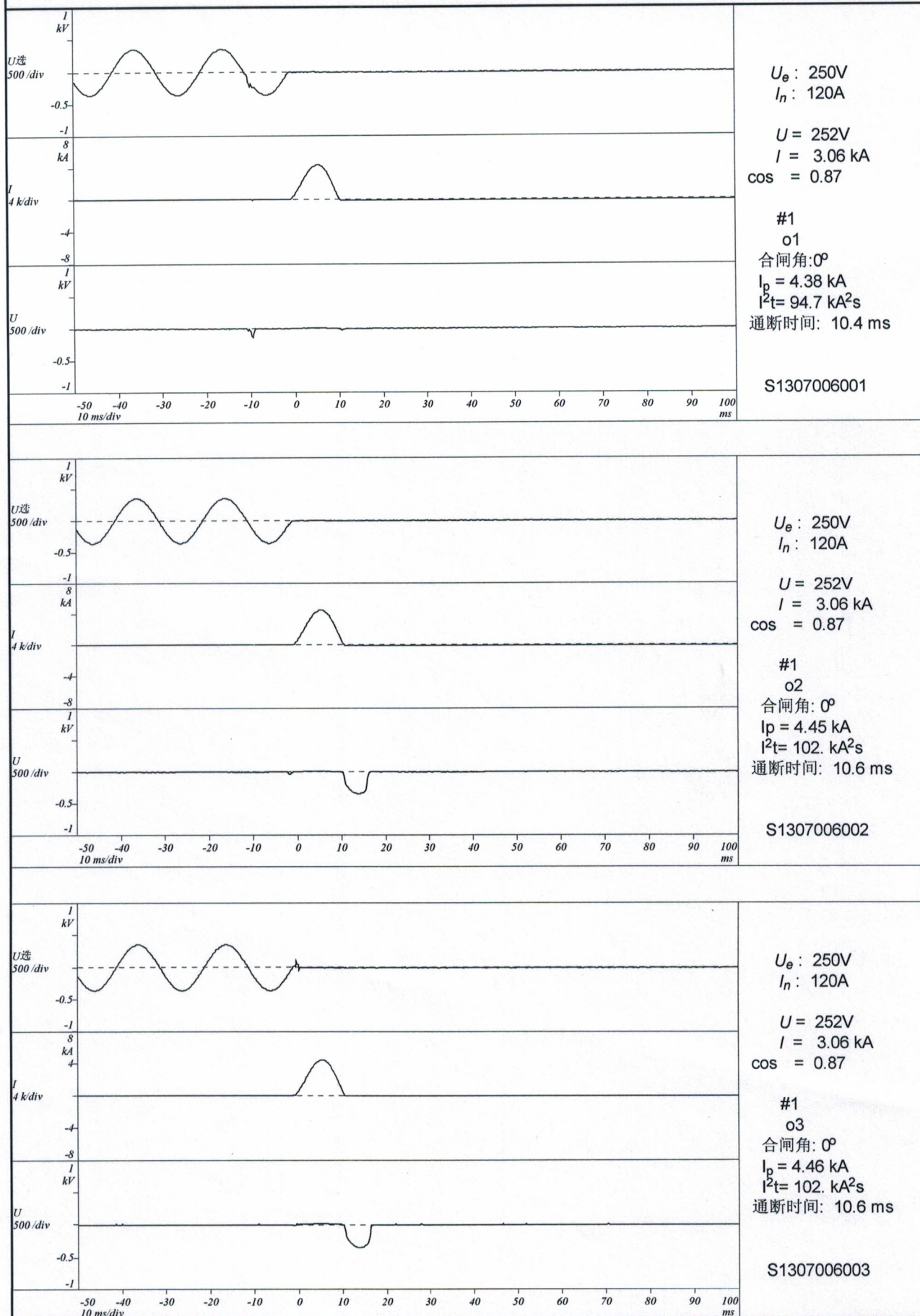


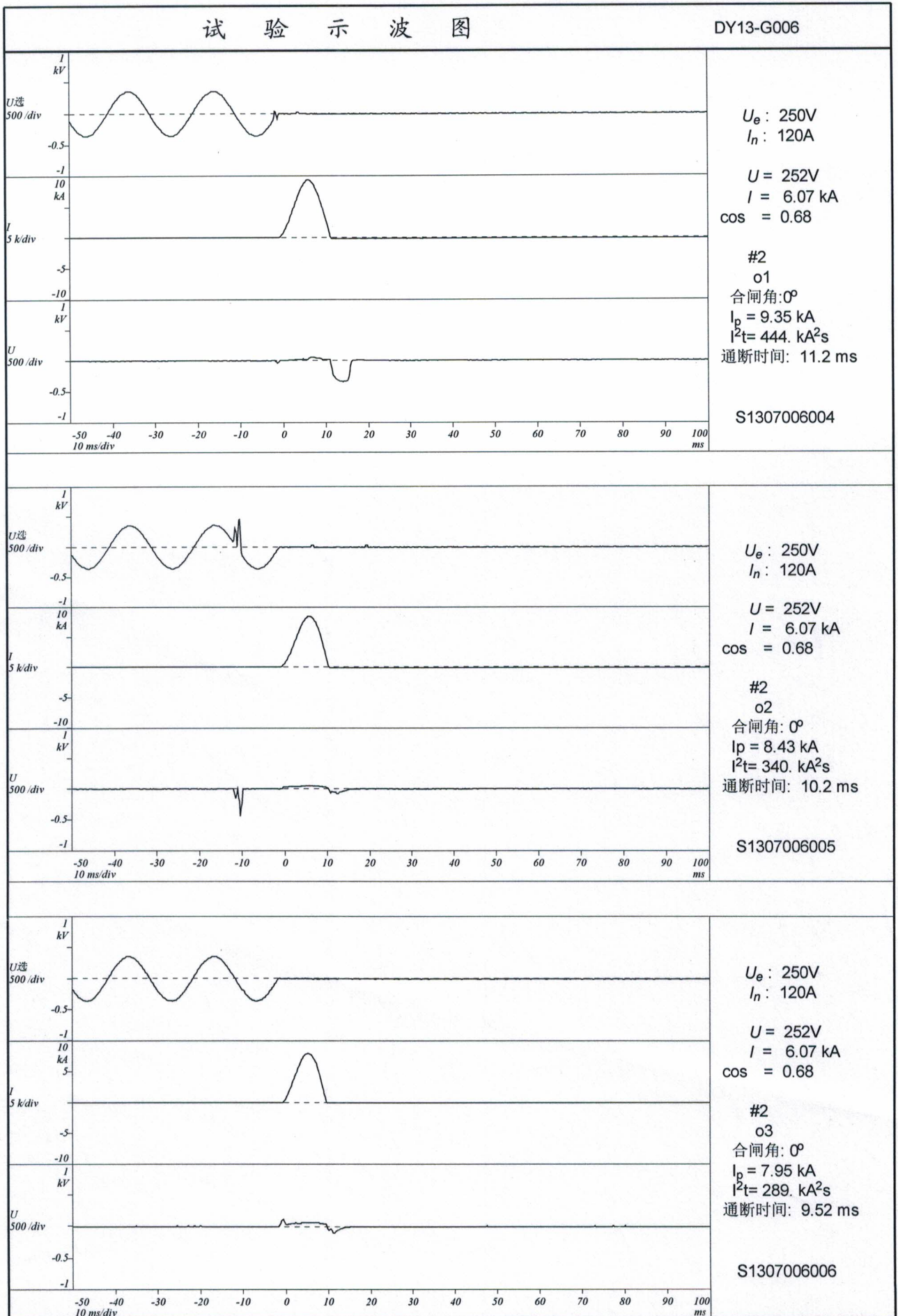
预期电流  
 $U = 252\text{V}$   
 $I = 6.07 \text{ kA}$   
 $I_m = 9.30 \text{ kA}$   
 $\cos = 0.68$

Y1307006002

试验示波图

DY13-G006





# 试验示波图

DY13-G006

